

SRI MANAKULA VINAYAGAR ENGINEERING COLLEGE
BALANCE SHEET AS AT 31.03.2017

Particulars	Schedule	Year Ended 31.03.2017
SOURCES OF FUNDS		
Corpus & Trust Funds	1	35,87,51,685
		35,87,51,685
Loan Funds :		
Secured Loans	2	67,30,14,778
Unsecured Loans	3	(3,74,20,090)
		63,55,94,688
Total		99,43,46,373
APPLICATION OF FUNDS		
Fixed Assets:		
Net Block	4	93,76,67,752
Current Assets, Loans and Advances:		
Sundry Debtors	5	9,12,35,502
Cash and Bank Balances	6	11,99,22,095
Other Current Assets	7	20,47,001
Loans and Advances	8	99,36,803
		22,31,41,401
Less: Current Liabilities and Provisions:		
Liabilities & Provisions	9	16,64,62,780
Net Current Assets		5,66,78,621
Total		99,43,46,373

The Schedules referred to above form an integral part of the Accounts.


Prepared from the information made available to us

for Vaithianathan & Co.,
 Firm Registration No. 011805S
 Chartered Accountants

M. Meenakshi Sundar

CA V. Meenakshi Sundar
 Partner
 M.No. 212774

Place: Pondicherry
 Date : 28.10.2017



Sri Manakula Vinayaga Educational Trust

M. Dhanasekaran

M.Dhanasekaran
 Chariman &
 Managing Director

SRI MANAKULA VINAYAGAR ENGINEERING COLLEGE
INCOME & EXPENDITURE STATEMENT
FOR THE YEAR ENDED 31.03.2017

Particulars	Schedule	Year Ended 31.03.2017
INCOME		
Direct Income	10	23,34,28,800
Indirect Income	11	3,13,21,340
		26,47,50,140
EXPENDITURE		
Staff Cost	12	10,78,80,144
Operating and Other Expenses	13	3,85,20,286
Depreciation	4	1,91,88,341
Interest & Financial Charges	14	8,39,02,064
		24,94,90,835
Excess of Income over Expenditure		1,52,59,305
Surplus Transferred to Trust Fund		1,52,59,305


The Schedules referred to above form an integral part of the Accounts.

Prepared from the information made available to us


for **Vaithianathan & Co.,**
 Firm Registration No. 011805S
 Chartered Accountants

Sri Manakula Vinayaga Educational Trust

CA V. Meenakshi Sundar
 Partner
 M.No. 212774



M.Dhanasekaran
 Chariman &
 Managing Director

Place: Pondicherry
 Date : 28.10.2017




**SRI MANAKULA VINAYAGAR ENGINEERING COLLEGE
SCHEDULES TO ACCOUNTS**

Particulars	Year Ended 31.03.2017
1. CAPITAL	
Corpus Fund	1,27,45,001
Trust Fund :	
- Opening Balance	33,07,47,379
- Add : Current Year Surplus	1,52,59,305
- Less : Income Tax paid relating to earlier years	-
- Closing Balance	34,60,06,684
Total	35,87,51,685
2. SECURED LOANS	
Term Loan from Indian Bank	62,12,26,407
Overdraft Facility from Indian Bank	5,17,88,371
Term Loan from Other Banks	-
Term Loan from Others	-
	67,30,14,778
3. UNSECURED LOAN	
Unsecured Loans	
- From Mailam Subramanya Swamy Educational Trust	(3,85,10,590)
- From Others	10,90,500
	(3,74,20,090)
4. NET FIXED ASSETS	
- At Cost less Accumulated Depreciation [Including Capital Work in progress]	93,76,67,752
	93,76,67,752
5. SUNDRY DEBTORS [Unsecured - considered good]	
Fee Receivable	1,14,66,233
Others Recoverables	7,97,69,269
	9,12,35,502
6. CASH AND BANK BALANCES	
Cash on Hand	51,112
Bank Balances- In SB/CA Accounts	6,29,87,202




Bank Balances- In Fixed Deposits	5,68,83,781
	11,99,22,095
Particulars	Year Ended 31.03.2017
7. OTHER CURRENT ASSETS	
Closing Stock - Medicines	-
Deposits	20,47,001
Interest Accured on Fixed Deposit	-
TDS Receivable	-
	20,47,001
8. LOANS AND ADVANCES	
Other Loan & Advances	71,98,092
Staff Advance	27,38,711
	99,36,803
9. CURRENT LIABLITIES AND PROVISIONS	
Caution Deposit	9,70,50,000
PF and ESI Payable	2,379
Provision for Expenses	81,60,785
Rent Advance	-
TDS Payable	7,87,588
Sundry Creditors	9,70,03,315
VAT Payable	-
Branch Accounts	(3,65,41,287)
	16,64,62,780
Particulars	Year Ended 31.03.2017
10. DIRECT INCOME	
Tution Fee	23,34,28,800
Hospital Income / Other Receipts	-
	23,34,28,800
11. INDIRECT INCOME	
Hostel Facility (Net)	49,58,566
Interest Income	5,44,340
Other Income	15,75,628




Receipts for Books,Records, etc.,	24,00,045
Other Receipts	1,95,57,458
Rent Receipts	-
Transport Facility (Net)	22,85,303
	3,13,21,340

Particulars	Year Ended 31.03.2017
12. STAFF COST	
Salaries and Wages	10,55,61,128
Contribution to ESI	55,789
Contribution to Provident Fund	13,64,521
Staff Welfare	8,98,706
	10,78,80,144
13. OPERATING AND OTHER EXPENSES	
Advertisement	16,23,628
Books and Periodicals	12,65,895
Electricity Charges	62,15,243
Exam Fees paid to University	25,35,000
Expenditure on Functions / Celebrations	56,74,927
Freight Charges	7,62,777
Fuel Expenses	16,34,405
General Expenses	8,02,413
Honorarium	9,57,686
Hospital Expenses	-
Insurance	97,532
Internet Charges	1,48,193
Income Tax	-
Lab Expenses	5,73,610
Legal and Professional Fees	14,34,500
Medicine Consumption	-
Miscellaneous Expenses	2,74,029
Pooja Expenses	13,51,042
Postage and Courier	1,99,390
Printing & Stationery	16,99,345
Rates and Taxes	4,04,355
Rent	2,06,000
Repairs and Maintenance	71,50,981
Research Fund	-
Security Charges	27,47,832
Software & Licence Fee	-
Sales Tax Arrear	-
Telephone Charges	2,22,271
Travelling and Conveyance	5,39,232



	3,85,20,286
14. Interest & Financial Charges	
Bank Charges	2,18,682
Processing Charges on Term Loans	75,000
Interest on OD/ CC Accounts	59,49,661
Interest on Term Loans and Other Loans	7,76,58,721
	8,39,02,064



SRI MANAKULA VINAYAGAR ENGINEERING COLLEGE

SCHEDULE TO ACCOUNTS

4 - B . FIXED ASSETS

SI.No	Name of Assets	Opening		Additions		Transfer	Gross Assets	Depreciation	Net Assets	
		01-Apr-16	30-Sep-16	Before	After				31-Mar-17	Cl. Balance
	LAND & DEVELOPMENT	6,01,76,425	2,63,98,295	2,63,98,295	39,01,600		9,04,76,320	31-Mar-17	-	9,04,76,320
	BUILDING RATE 10%									
1	BUILDING	2,15,23,868					2,15,23,868	21,52,387		1,93,71,481
2	BUILDING UNDER CONSTRUCTION	64,28,73,670	4,99,44,783	3,75,32,351			73,03,50,804	-		73,03,50,804
3	SHED RCC	74,080					74,080	7,408		66,672
	FURNITURE & FIXTURES RATE 10%									
1	DRAWING EQUIPMENT	6,080					6,080	608		5,472
2	FURNITURE & FITTINGS	3,09,33,813	9,62,716	2,96,369			3,21,92,898	32,04,471		2,89,88,426
3	TABLES	30,562					30,562	3,056		27,506
	PLANT & MACHINERY RATE 15%									
1	A/C MACHINE	39,61,519					39,61,519	5,94,228		33,67,291
2	BOOKS & PERIODICALS	14,12,703	2,63,000	12,45,989			29,21,692	3,44,805		25,76,887
3	ELECTRICAL FITTINGS	1,31,62,319	2,99,303	52,391			1,35,14,013	20,23,173		1,14,90,840
4	ELECTRICAL INSTRUMENT	5,20,669					5,20,669	78,100		4,42,568
5	FM RADIO	2,06,611					2,06,611	30,992		1,75,619
6	KITCHEN EQUIPMENTS	98,031					98,031	14,705		83,326
7	LAB EQUIPMENTS	1,42,91,840	8,35,465	9,540			1,51,36,845	22,69,811		1,28,67,034
8	LIBRARY BOOKS	39,23,528	6,06,614				45,30,143	6,79,521		38,50,621
9	OFFICE EQUIPMENTS	6,76,841					6,76,841	1,01,526		5,75,315
10	MOTOR	26,557					26,557	3,984		22,574
11	PLANT & MACHINERY	3,29,02,942	3,51,924				3,32,54,866	49,88,230		2,82,66,636
12	SPORTS MATERIALS	2,30,290	6,000				2,36,290	35,443		2,00,846
13	TV	33,946					33,946	5,092		28,854
14	VAN	43,967	10,000				53,967	8,095		45,872
15	GENERATOR 160 kva	3,36,590					3,36,590	50,489		2,86,102
16	GENERATOR 50 kva	44,008					44,008	6,601		37,407
17	HOSTEL VESSELS	61,485	8,148				69,633	10,445		59,188
18	TRANSFORMER	4,36,772					4,36,772	65,516		3,71,257
19	XEROX MACHINE	3,57,252					3,57,252	53,588		3,03,665
20	LCD PROJECTOR	11,35,841		2,50,000			13,85,841	1,89,126		11,96,715
21	DLP PROJECTOR	2,77,106					2,77,106	41,566		2,35,540
22	INTERIOR AND PARTITION WORK	25,56,628	87,559				26,44,187	3,96,628		22,47,559
23	WATER COOLER	-		9,500			9,500	713		8,788
	RATE 60%									
1	COMPUTER	8,97,865	3,43,500	5,83,127			18,24,492	9,19,757		9,04,735
2	SOFTWARE	15,13,798					15,13,798	9,08,279		6,05,519
	TOTAL	83,47,27,607	8,01,17,307	4,38,80,867			95,87,25,781	1,91,88,341		93,95,37,439

